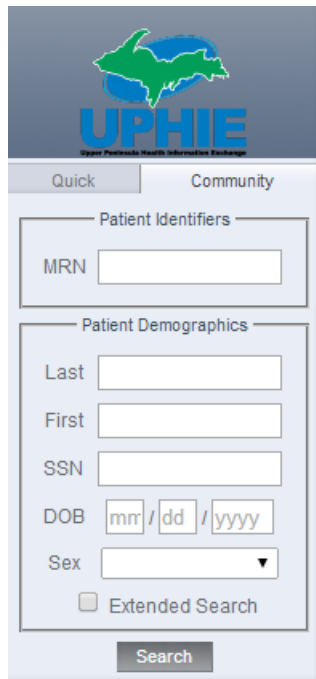



UPHIE Query Search




1. Under 'Community' search enter the patient's first name, last name, DOB, sex.
2. Click the 'Extended Search' checkbox and click 'Search'.

Community Search

 Performing Extended Search

3. Click on the patient's name to view their Continuity of Care Document (CCD).

Community Search

 1 result was found.

Patient Name

4. Click the CCD to view the patient's information. You may view/print/print to PDF.

2014

03/06/2014

Continuity of Care Document